

# 120,353 REALTORS® IN TEXAS

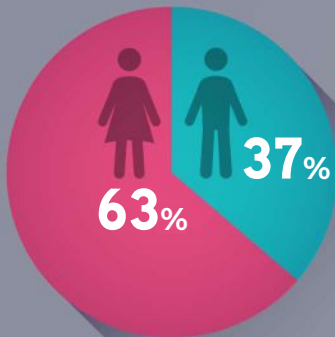
There were 120,353 REALTORS® in Texas when this magazine went to print. That's the highest REALTOR® membership total in the history of the organization—and it's still growing. With affiliate and other classes of members, Texas REALTORS® is more than 128,000 members strong. The following data about your colleagues and fellow members is drawn from the 2018 *Profile of Texas REALTORS®*. You can view the full report at [texasrealestate.com/members/research/profiles/texas-realtors](http://texasrealestate.com/members/research/profiles/texas-realtors).

## MEMBERSHIP 2001-2018

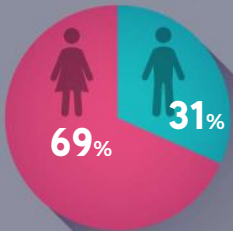


## DEMOGRAPHICS

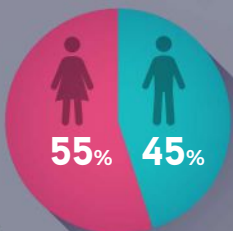
### Gender



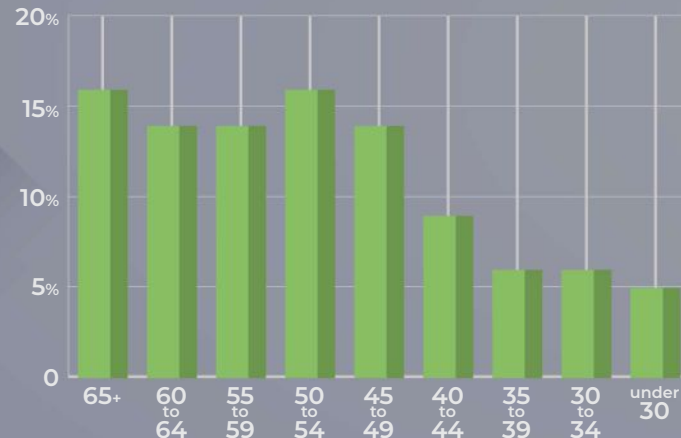
### Gender by agents who work 40+ hrs



### Gender by licensed brokers/broker associates

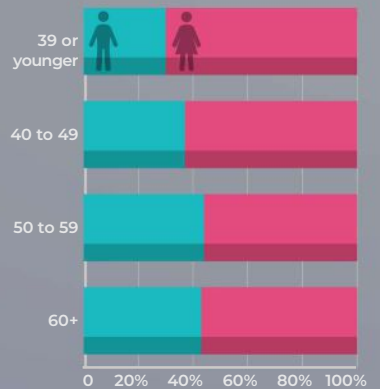


### Age distribution



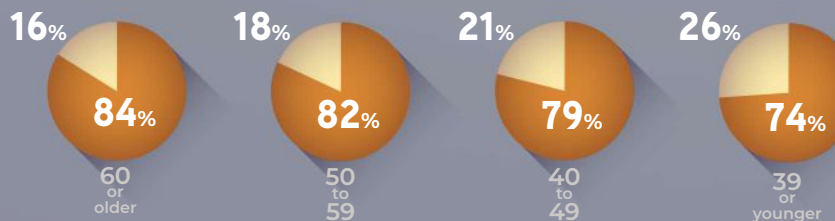
**45** MEDIAN AGE OF THOSE WITH 2 YEARS OF EXPERIENCE OR LESS

### Gender by age group



### Language fluency by age

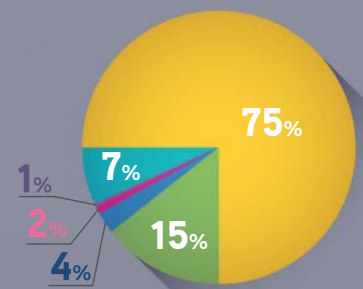
Fluent only in English  
Fluent in other languages



### Race/ethnicity by years of experience

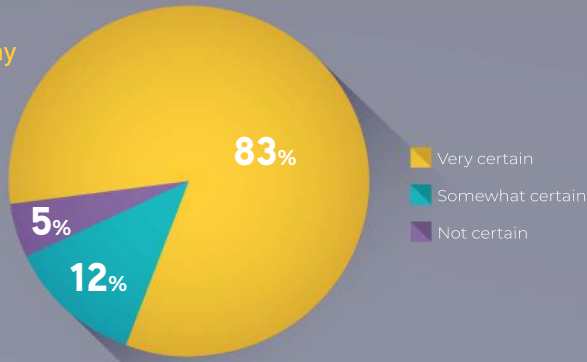
	2 years	3 to 5	6 to 15	16+
<b>White</b>	64%	78%	75%	86%
<b>Hispanic/Latino</b>	21	14	18	6
<b>Black/African American</b>	10	6	6	4
<b>Asian/Pacific Islander</b>	7	5	2	2
<b>American Indian/Eskimo/Aleut</b>	1	1	1	2
<b>Other</b>	1	2	3	3

### All members

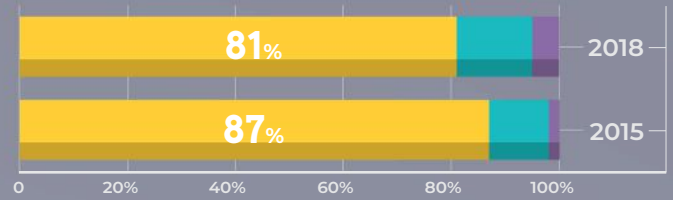


# BUSINESS

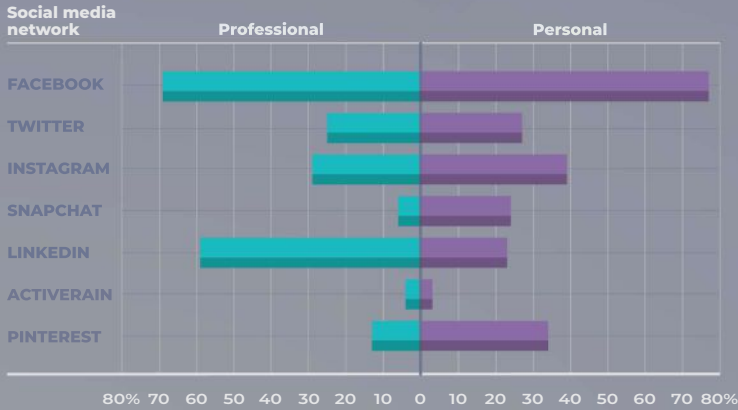
Percent of REALTORS® who say they will remain active during the next two years



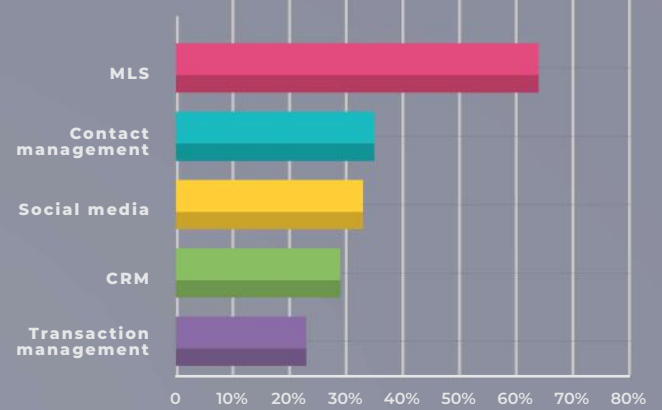
REALTORS® with 2 years of experience or less on how certain they will remain active during the next two years



## Personal vs. professional social media use by network

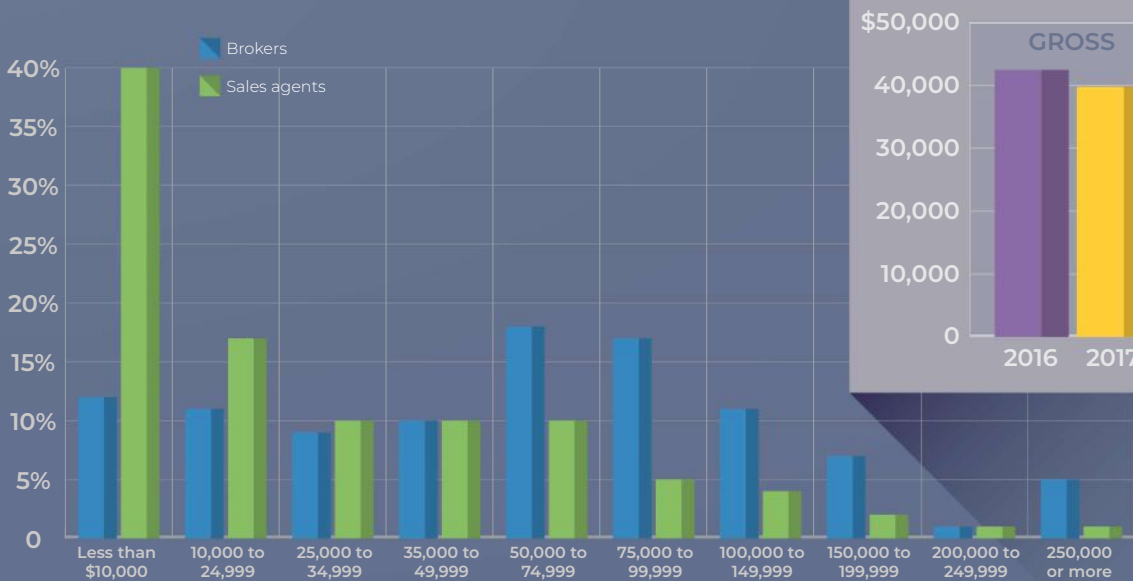


## Daily software use

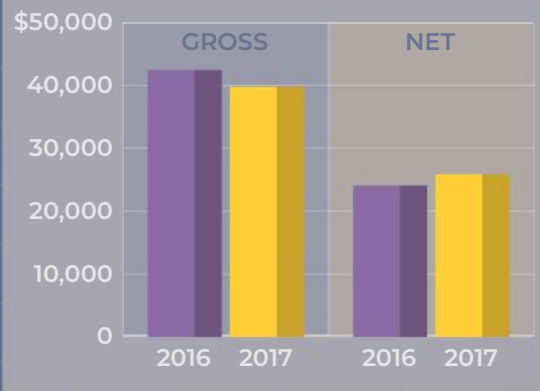


# INCOME

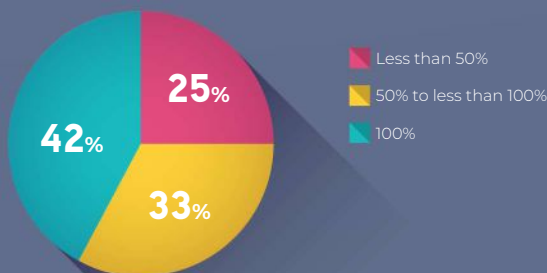
Net income of brokers and sales agents after expenses



Gross and net income for REALTORS® nationwide



Percent of income earned from main specialty



Percent of income earned from main specialty by years of experience

