

Texas Quarterly Housing Report

Statewide
Third quarter 2024



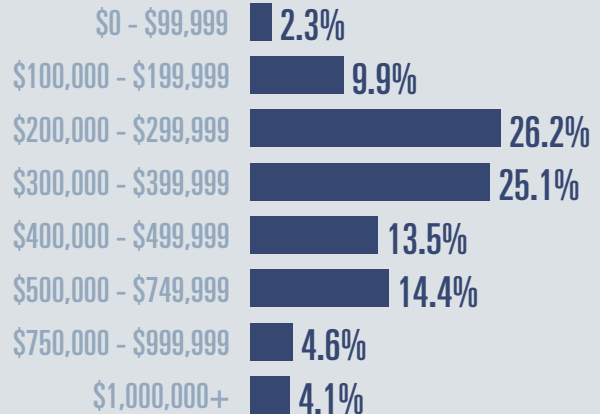
Median price

\$340,000

Flat **0%**

Compared to same quarter last year

Price Distribution



Active listings

Up **30.4%**

129,268 in 2024 Q3



Closed sales

Down **2.2%**

85,816 in 2024 Q3



Days on market

Days on market 56

Days to close 34

Total 90

7 days more than 2023 Q3



Months of inventory

4.8

Compared to 3.6 in 2023 Q3

About the data used in this report

Data used in this report come from the Texas REALTOR® Data Relevance Project, a partnership among the Texas Association of REALTORS® and local REALTOR® associations throughout the state. Analysis is provided through a research agreement with the Real Estate Center at Texas A&M University.

Texas Quarterly Housing Report

Abilene MSA
Third quarter 2024



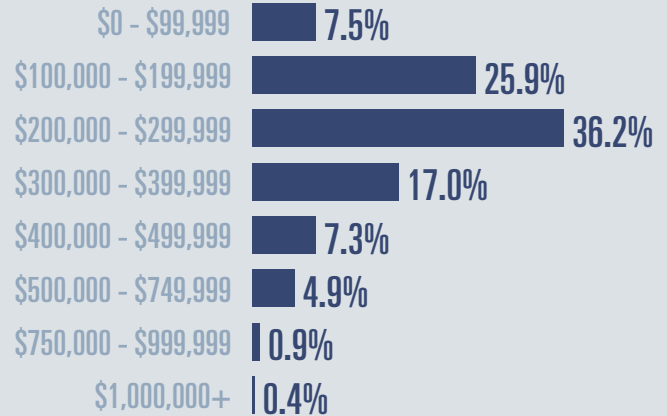
Median price

\$242,000

Down **1.2%**

Compared to same quarter last year

Price Distribution



Active listings

Up **25.3%**

873 in 2024 Q3



Closed sales

Down **5.9%**

575 in 2024 Q3



Days on market

Days on market 59

Days to close 37

Total 96

18 days more than 2023 Q3



Months of inventory

4.9

Compared to 3.7 in 2023 Q3

About the data used in this report

Data used in this report come from the Texas REALTOR® Data Relevance Project, a partnership among the Texas Association of REALTORS® and local REALTOR® associations throughout the state. Analysis is provided through a research agreement with the Real Estate Center at Texas A&M University.

Texas Quarterly Housing Report

Amarillo MSA
Third quarter 2024



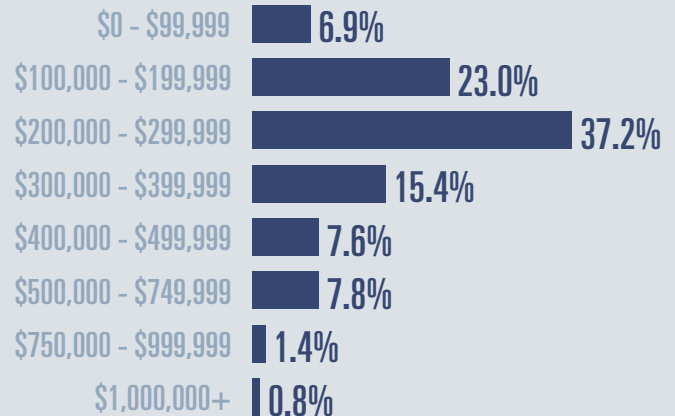
Median price

\$252,000

Up **0.8%**

Compared to same quarter last year

Price Distribution



Active listings

Up **31.7%**

990 in 2024 Q3



Closed sales

Down **3.1%**

776 in 2024 Q3



Days on market

Days on market 45

Days to close 32

Total 77

12 days more than 2023 Q3



Months of inventory

4.1

Compared to 3.0 in 2023 Q3

About the data used in this report

Data used in this report come from the Texas REALTOR® Data Relevance Project, a partnership among the Texas Association of REALTORS® and local REALTOR® associations throughout the state. Analysis is provided through a research agreement with the Real Estate Center at Texas A&M University.

Texas Quarterly Housing Report

Austin-Round Rock-San Marcos MSA

Third quarter 2024



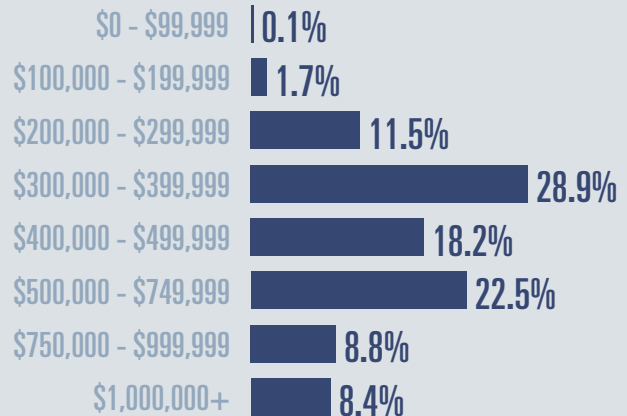
Median price

\$437,925

Down **3.8%**

Compared to same quarter last year

Price Distribution



Active listings

Up **15%**

11,679 in 2024 Q3



Closed sales

Down **3.7%**

7,798 in 2024 Q3



Days on market

Days on market 65

Days to close 35

Total 100

1 day more than 2023 Q3



Months of inventory

4.6

Compared to 4.0 in 2023 Q3

About the data used in this report

Data used in this report come from the Texas REALTOR® Data Relevance Project, a partnership among the Texas Association of REALTORS® and local REALTOR® associations throughout the state. Analysis is provided through a research agreement with the Real Estate Center at Texas A&M University.

Texas Quarterly Housing Report

Beaumont-Port Arthur MSA
Third quarter 2024



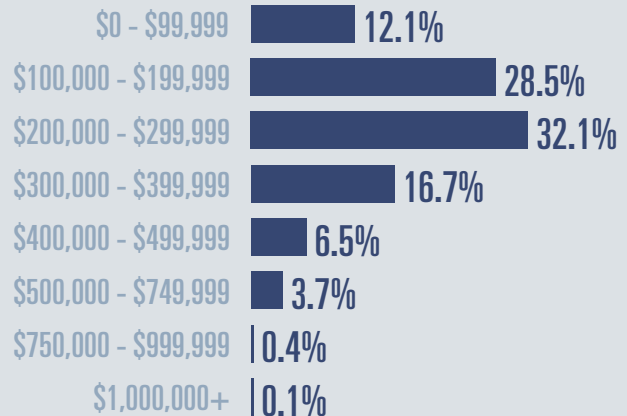
Median price

\$227,500

Up **9.9%**

Compared to same quarter last year

Price Distribution



Active listings

Up **24.2%**

1,570 in 2024 Q3



Closed sales

Down **11.5%**

860 in 2024 Q3



Days on market

Days on market 56

Days to close 34

Total 90

1 day less than 2023 Q3



Months of inventory

5.7

Compared to 4.1 in 2023 Q3

About the data used in this report

Data used in this report come from the Texas REALTOR® Data Relevance Project, a partnership among the Texas Association of REALTORS® and local REALTOR® associations throughout the state. Analysis is provided through a research agreement with the Real Estate Center at Texas A&M University.

Texas Quarterly Housing Report

Brownsville-Harlingen MSA
Third quarter 2024



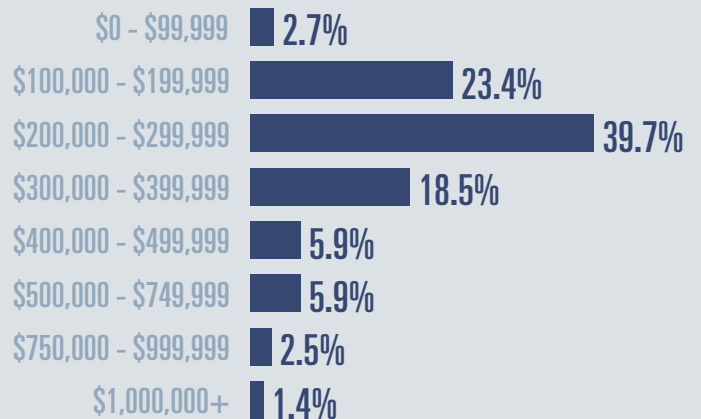
Median price

\$265,000

Down **2.6%**

Compared to same quarter last year

Price Distribution



Active listings

Up **60.4%**

1,598 in 2024 Q3



Closed sales

Up **0.8%**

658 in 2024 Q3



Days on market

Days on market 93

Days to close 24

Total 117

26 days more than 2023 Q3



Months of inventory

7.8

Compared to 4.8 in 2023 Q3

About the data used in this report

Data used in this report come from the Texas REALTOR® Data Relevance Project, a partnership among the Texas Association of REALTORS® and local REALTOR® associations throughout the state. Analysis is provided through a research agreement with the Real Estate Center at Texas A&M University.

Texas Quarterly Housing Report

College Station-Bryan MSA
Third quarter 2024




Median price

\$324,900

Up **4.8%**

Compared to same quarter last year

Price Distribution



Active listings

Up **34.6%**

1,215 in 2024 Q3



Closed sales

Up **1.1%**

814 in 2024 Q3



Days on market

Days on market 58

Days to close 37

Total 95

11 days more than 2023 Q3



Months of inventory

4.6

Compared to 3.3 in 2023 Q3

About the data used in this report

Data used in this report come from the Texas REALTOR® Data Relevance Project, a partnership among the Texas Association of REALTORS® and local REALTOR® associations throughout the state. Analysis is provided through a research agreement with the Real Estate Center at Texas A&M University.

Texas Quarterly Housing Report

Corpus Christi MSA
Third quarter 2024



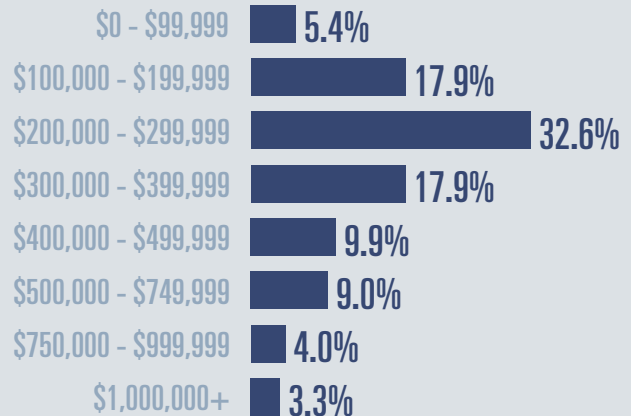
Median price

\$281,000

Down **3%**

Compared to same quarter last year

Price Distribution



Active listings

Up **33.6%**

3,002 in 2024 Q3



Closed sales

Down **11.7%**

1,252 in 2024 Q3



Days on market

Days on market 73

Days to close 33

Total 106

11 days more than 2023 Q3



Months of inventory

7.4

Compared to 4.9 in 2023 Q3

About the data used in this report

Data used in this report come from the Texas REALTOR® Data Relevance Project, a partnership among the Texas Association of REALTORS® and local REALTOR® associations throughout the state. Analysis is provided through a research agreement with the Real Estate Center at Texas A&M University.

Texas Quarterly Housing Report

Dallas-Fort Worth-Arlington MSA

Third quarter 2024



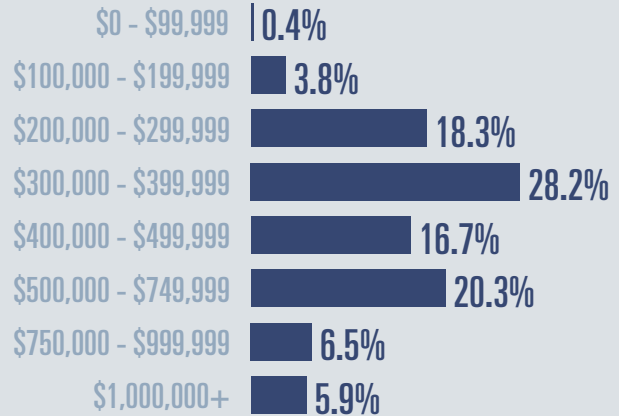
Median price

\$396,870

Down **0.8%**

Compared to same quarter last year

Price Distribution



Active listings

Up **41%**

30,046 in 2024 Q3



Closed sales

Down **0.1%**

23,732 in 2024 Q3



Days on market

Days on market 49

Days to close 33

Total 82

9 days more than 2023 Q3



Months of inventory

4.1

Compared to 2.8 in 2023 Q3

About the data used in this report

Data used in this report come from the Texas REALTOR® Data Relevance Project, a partnership among the Texas Association of REALTORS® and local REALTOR® associations throughout the state. Analysis is provided through a research agreement with the Real Estate Center at Texas A&M University.

Texas Quarterly Housing Report

Eagle Pass MSA
Third quarter 2024



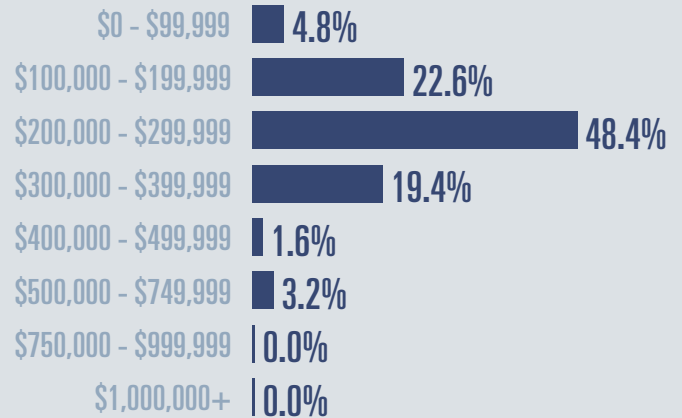
Median price

\$250,600

Up **11.4%**

Compared to same quarter last year

Price Distribution



Active listings

Up **31.6%**

179 in 2024 Q3



Closed sales

Down **8.7%**

63 in 2024 Q3



Days on market

Days on market 84

Days to close 34

Total 118

32 days less than 2023 Q3



Months of inventory

8.2

Compared to 5.9 in 2023 Q3

About the data used in this report

Data used in this report come from the Texas REALTOR® Data Relevance Project, a partnership among the Texas Association of REALTORS® and local REALTOR® associations throughout the state. Analysis is provided through a research agreement with the Real Estate Center at Texas A&M University.

Texas Quarterly Housing Report

El Paso MSA
Third quarter 2024



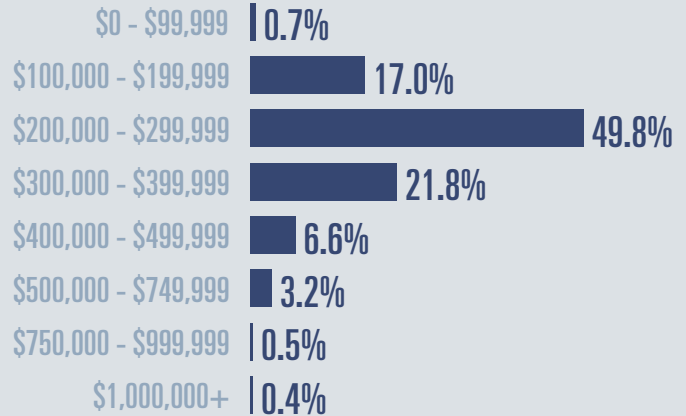
Median price

\$265,000

Up **3.9%**

Compared to same quarter last year

Price Distribution



Active listings

Up **25.6%**

2,644 in 2024 Q3



Closed sales

Up **0.1%**

2,184 in 2024 Q3



Days on market

Days on market 59

Days to close 43

Total 102

11 days more than 2023 Q3



Months of inventory

3.9

Compared to 3.1 in 2023 Q3

About the data used in this report

Data used in this report come from the Texas REALTOR® Data Relevance Project, a partnership among the Texas Association of REALTORS® and local REALTOR® associations throughout the state. Analysis is provided through a research agreement with the Real Estate Center at Texas A&M University.

Texas Quarterly Housing Report

Houston-Pasadena-The Woodlands MSA

Third quarter 2024




Median price

\$340,000

Up **1.5%**

Compared to same quarter last year

Price Distribution



Active listings

Up **30.9%**

30,889 in 2024 Q3



Closed sales

Down **4.1%**

22,040 in 2024 Q3



Days on market

Days on market 47

Days to close 35

Total 82

5 days more than 2023 Q3



Months of inventory

4.4

Compared to 3.3 in 2023 Q3

About the data used in this report

Data used in this report come from the Texas REALTOR® Data Relevance Project, a partnership among the Texas Association of REALTORS® and local REALTOR® associations throughout the state. Analysis is provided through a research agreement with the Real Estate Center at Texas A&M University.



TEXAS A&M UNIVERSITY
Texas Real Estate Research Center



© 2024 Houston Realtors Information Service, Inc. - Certain information contained herein is derived from information which is the licensed property of, and copyrighted by, Houston Realtors Information Service, Inc.

Texas Quarterly Housing Report

Killeen-Temple MSA
Third quarter 2024




Median price

\$275,055

Up **3.4%**

Compared to same quarter last year

Price Distribution



Active listings

Up **32.4%**

2,471 in 2024 Q3



Closed sales

Down **3.7%**

1,563 in 2024 Q3



Days on market

Days on market 73

Days to close 29

Total 102

22 days more than 2023 Q3



Months of inventory

5.0

Compared to 3.4 in 2023 Q3

About the data used in this report

Data used in this report come from the Texas REALTOR® Data Relevance Project, a partnership among the Texas Association of REALTORS® and local REALTOR® associations throughout the state. Analysis is provided through a research agreement with the Real Estate Center at Texas A&M University.

Texas Quarterly Housing Report

Laredo MSA
Third quarter 2024



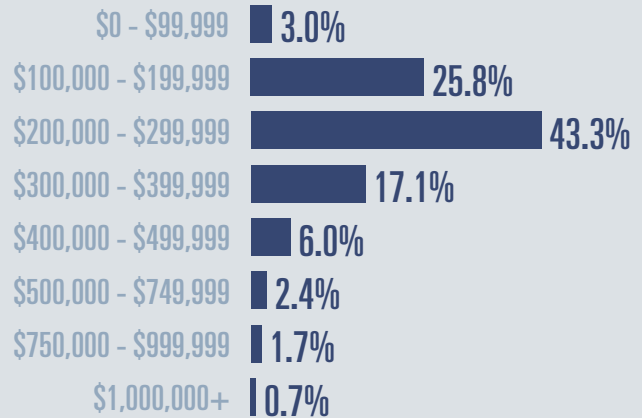
Median price

\$232,000

Up **0.2%**

Compared to same quarter last year

Price Distribution



Active listings

Up **33.2%**

494 in 2024 Q3



Closed sales

Down **8.5%**

303 in 2024 Q3



Days on market

Days on market 50

Days to close 39

Total 89

1 day more than 2023 Q3



Months of inventory

5.3

Compared to 3.7 in 2023 Q3

About the data used in this report

Data used in this report come from the Texas REALTOR® Data Relevance Project, a partnership among the Texas Association of REALTORS® and local REALTOR® associations throughout the state. Analysis is provided through a research agreement with the Real Estate Center at Texas A&M University.

Texas Quarterly Housing Report

Longview MSA
Third quarter 2024



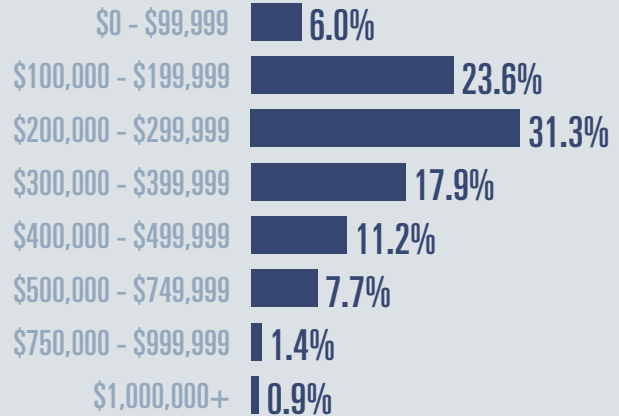
Median price

\$267,500

Up **8.7%**

Compared to same quarter last year

Price Distribution



Active listings

Up **36.8%**

1,163 in 2024 Q3



Closed sales

Up **0.9%**

667 in 2024 Q3



Days on market

Days on market 64

Days to close 37

Total 101

23 days more than 2023 Q3



Months of inventory

5.7

Compared to 4.0 in 2023 Q3

About the data used in this report

Data used in this report come from the Texas REALTOR® Data Relevance Project, a partnership among the Texas Association of REALTORS® and local REALTOR® associations throughout the state. Analysis is provided through a research agreement with the Real Estate Center at Texas A&M University.

Texas Quarterly Housing Report

Lubbock MSA
Third quarter 2024



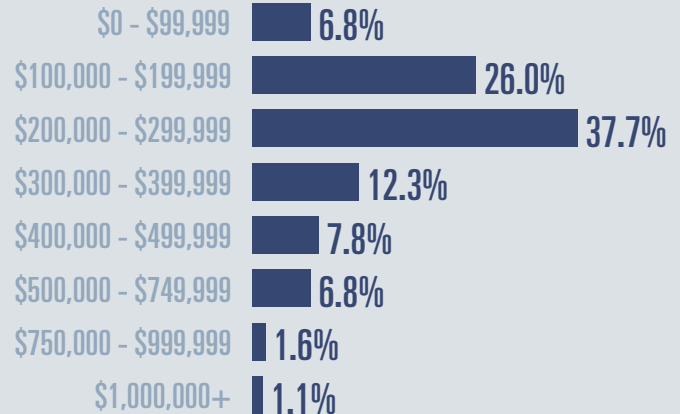
Median price

\$236,000

Down **1.3%**

Compared to same quarter last year

Price Distribution



Active listings

Up **26.8%**

1,786 in 2024 Q3



Closed sales

Up **1%**

1,290 in 2024 Q3



Days on market

Days on market 44

Days to close 31

Total 75

9 days more than 2023 Q3



Months of inventory

4.4

Compared to 3.6 in 2023 Q3

About the data used in this report

Data used in this report come from the Texas REALTOR® Data Relevance Project, a partnership among the Texas Association of REALTORS® and local REALTOR® associations throughout the state. Analysis is provided through a research agreement with the Real Estate Center at Texas A&M University.

Texas Quarterly Housing Report

McAllen-Edinburg-Mission MSA
Third quarter 2024



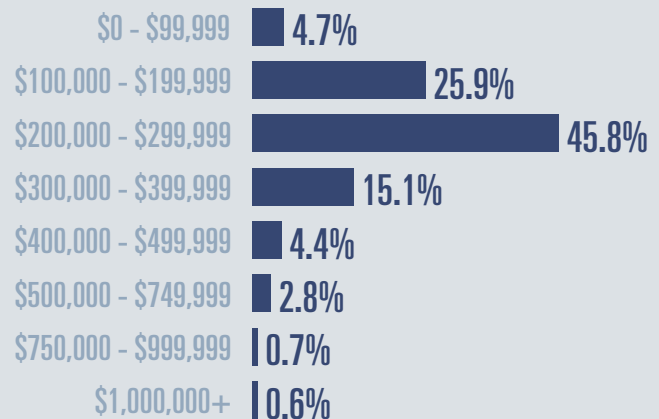
Median price

\$240,000

Down **1.2%**

Compared to same quarter last year

Price Distribution



Active listings

Up **48.3%**

2,501 in 2024 Q3



Closed sales

Down **0.2%**

1,039 in 2024 Q3



Days on market

Days on market 70

Days to close 28

Total 98

7 days more than 2023 Q3



Months of inventory

7.6

Compared to 5.2 in 2023 Q3

About the data used in this report

Data used in this report come from the Texas REALTOR® Data Relevance Project, a partnership among the Texas Association of REALTORS® and local REALTOR® associations throughout the state. Analysis is provided through a research agreement with the Real Estate Center at Texas A&M University.

Texas Quarterly Housing Report

Midland MSA
Third quarter 2024




Median price

\$375,000

Up **10.3%**

Compared to same quarter last year

Price Distribution



Active listings

Up **19.2%**

620 in 2024 Q3



Closed sales

Down **7.4%**

663 in 2024 Q3



Days on market

Days on market 44

Days to close 35

Total 79

5 days more than 2023 Q3



Months of inventory

3.1

Compared to 2.4 in 2023 Q3

About the data used in this report

Data used in this report come from the Texas REALTOR® Data Relevance Project, a partnership among the Texas Association of REALTORS® and local REALTOR® associations throughout the state. Analysis is provided through a research agreement with the Real Estate Center at Texas A&M University.

Texas Quarterly Housing Report

Odessa MSA
Third quarter 2024



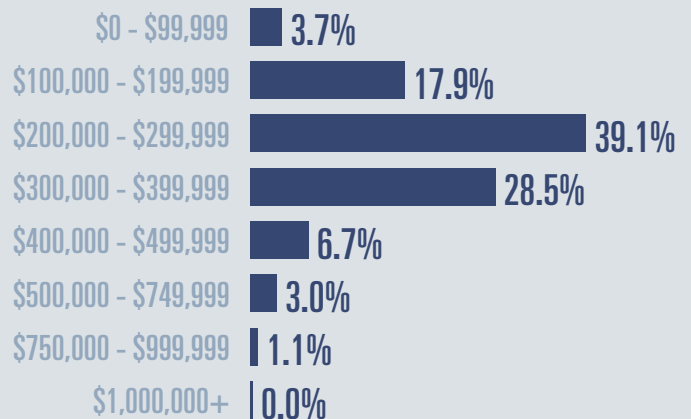
Median price

\$274,900

Up **7.8%**

Compared to same quarter last year

Price Distribution



Active listings

Down **2.1%**

333 in 2024 Q3



Closed sales

Down **0.4%**

477 in 2024 Q3



Days on market

Days on market 40

Days to close 38

Total 78

7 days less than 2023 Q3



Months of inventory

2.3

Compared to 2.2 in 2023 Q3

About the data used in this report

Data used in this report come from the Texas REALTOR® Data Relevance Project, a partnership among the Texas Association of REALTORS® and local REALTOR® associations throughout the state. Analysis is provided through a research agreement with the Real Estate Center at Texas A&M University.

Texas Quarterly Housing Report

San Angelo MSA
Third quarter 2024




Median price

\$266,000

Up **2.3%**

Compared to same quarter last year

Price Distribution



Active listings

Up **58.8%**

567 in 2024 Q3



Closed sales

Down **7.6%**

392 in 2024 Q3



Days on market

Days on market 51

Days to close 31

Total 82

8 days more than 2023 Q3



Months of inventory

4.8

Compared to 2.8 in 2023 Q3

About the data used in this report

Data used in this report come from the Texas REALTOR® Data Relevance Project, a partnership among the Texas Association of REALTORS® and local REALTOR® associations throughout the state. Analysis is provided through a research agreement with the Real Estate Center at Texas A&M University.

Texas Quarterly Housing Report

San Antonio-New Braunfels MSA

Third quarter 2024



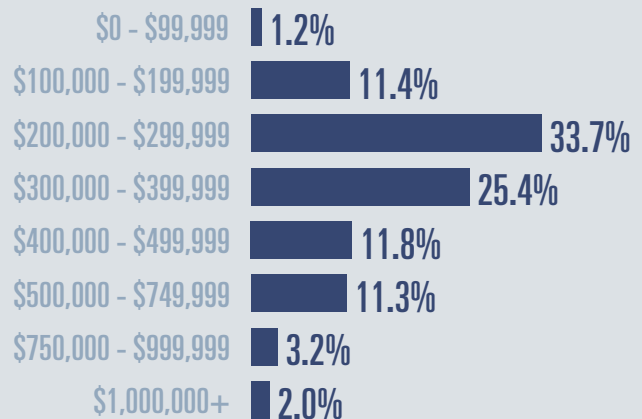
Median price

\$311,000

Down **1.9%**

Compared to same quarter last year

Price Distribution



Active listings

Up **22.4%**

14,437 in 2024 Q3



Closed sales

Up **1.7%**

9,039 in 2024 Q3



Days on market

Days on market 67

Days to close 35

Total 102

5 days more than 2023 Q3



Months of inventory

5.2

Compared to 4.2 in 2023 Q3

About the data used in this report

Data used in this report come from the Texas REALTOR® Data Relevance Project, a partnership among the Texas Association of REALTORS® and local REALTOR® associations throughout the state. Analysis is provided through a research agreement with the Real Estate Center at Texas A&M University.

Texas Quarterly Housing Report

Sherman-Denison MSA
Third quarter 2024



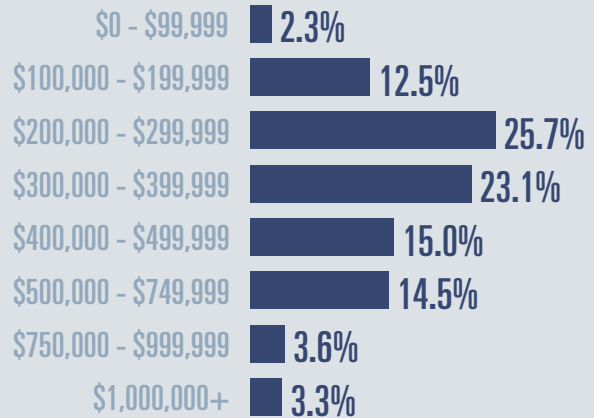
Median price

\$349,990

Up **11.1%**

Compared to same quarter last year

Price Distribution



Active listings

Up **51%**

1,223 in 2024 Q3



Closed sales

Up **0.3%**

646 in 2024 Q3



Days on market

Days on market 72

Days to close 34

Total 106

16 days more than 2023 Q3



Months of inventory

6.4

Compared to 4.0 in 2023 Q3

About the data used in this report

Data used in this report come from the Texas REALTOR® Data Relevance Project, a partnership among the Texas Association of REALTORS® and local REALTOR® associations throughout the state. Analysis is provided through a research agreement with the Real Estate Center at Texas A&M University.

Texas Quarterly Housing Report

Texarkana MSA
Third quarter 2024



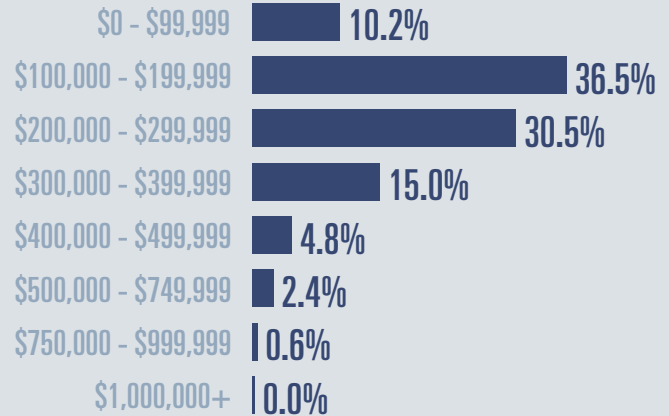
Median price

\$220,000

Up **11.1%**

Compared to same quarter last year

Price Distribution



Active listings

Up **124.9%**

425 in 2024 Q3



Closed sales

Down **25.7%**

168 in 2024 Q3



Days on market

Days on market 63

Days to close 33

Total 96

6 days more than 2023 Q3



Months of inventory

6.8

Compared to 2.8 in 2023 Q3

About the data used in this report

Data used in this report come from the Texas REALTOR® Data Relevance Project, a partnership among the Texas Association of REALTORS® and local REALTOR® associations throughout the state. Analysis is provided through a research agreement with the Real Estate Center at Texas A&M University.

Texas Quarterly Housing Report

Tyler MSA
Third quarter 2024




Median price

\$317,000

Down **0.4%**

Compared to same quarter last year

Price Distribution



Active listings

Up **26.1%**

1,127 in 2024 Q3



Closed sales

Down **4.8%**

713 in 2024 Q3



Days on market

Days on market 54

Days to close 33

Total 87

15 days more than 2023 Q3



Months of inventory

5.3

Compared to 3.9 in 2023 Q3

About the data used in this report

Data used in this report come from the Texas REALTOR® Data Relevance Project, a partnership among the Texas Association of REALTORS® and local REALTOR® associations throughout the state. Analysis is provided through a research agreement with the Real Estate Center at Texas A&M University.

Texas Quarterly Housing Report

Victoria MSA
Third quarter 2024




Median price

\$267,000

Up **2.7%**

Compared to same quarter last year

Price Distribution



Active listings

Up **4.7%**

292 in 2024 Q3



Closed sales

Up **6.7%**

206 in 2024 Q3



Days on market

Days on market 61

Days to close 23

Total 84

3 days more than 2023 Q3



Months of inventory

4.5

Compared to 4.0 in 2023 Q3

About the data used in this report

Data used in this report come from the Texas REALTOR® Data Relevance Project, a partnership among the Texas Association of REALTORS® and local REALTOR® associations throughout the state. Analysis is provided through a research agreement with the Real Estate Center at Texas A&M University.

Texas Quarterly Housing Report

Waco MSA
Third quarter 2024



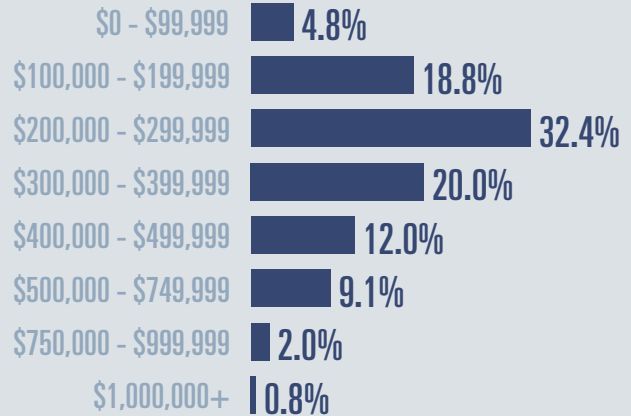
Median price

\$283,755

Up **2.1%**

Compared to same quarter last year

Price Distribution



Active listings

Up **18.9%**

1,223 in 2024 Q3



Closed sales

Up **0.4%**

792 in 2024 Q3



Days on market

Days on market 62

Days to close 33

Total 95

8 days more than 2023 Q3



Months of inventory

5.0

Compared to 4.1 in 2023 Q3

About the data used in this report

Data used in this report come from the Texas REALTOR® Data Relevance Project, a partnership among the Texas Association of REALTORS® and local REALTOR® associations throughout the state. Analysis is provided through a research agreement with the Real Estate Center at Texas A&M University.

Texas Quarterly Housing Report

Wichita Falls MSA
Third quarter 2024



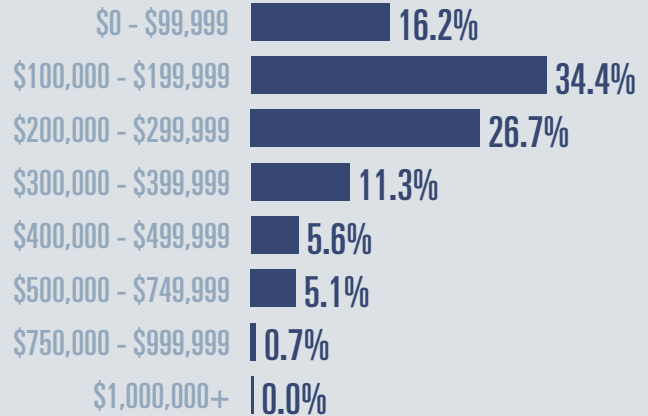
Median price

\$199,500

Up **6.4%**

Compared to same quarter last year

Price Distribution



Active listings

Up **44.7%**

660 in 2024 Q3



Closed sales

Down **10.4%**

457 in 2024 Q3



Days on market

Days on market 45

Days to close 29

Total 74

15 days more than 2023 Q3



Months of inventory

4.7

Compared to 2.8 in 2023 Q3

About the data used in this report

Data used in this report come from the Texas REALTOR® Data Relevance Project, a partnership among the Texas Association of REALTORS® and local REALTOR® associations throughout the state. Analysis is provided through a research agreement with the Real Estate Center at Texas A&M University.