

Texas Quarterly Housing Report

Statewide
Second quarter 2024



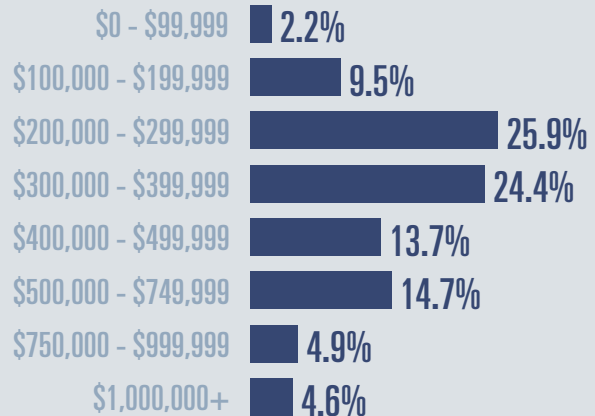
Median price

\$345,000

Up **0.6%**

Compared to same quarter last year

Price Distribution



Active listings

Up **40.8%**

125,398 in 2024 Q2



Closed sales

Down **3%**

94,417 in 2024 Q2



Days on market

Days on market 54

Days to close 34

Total 88

Unchanged from 2023 Q2



Months of inventory

4.6

Compared to 3.1 in 2023 Q2

About the data used in this report

Data used in this report come from the Texas REALTOR® Data Relevance Project, a partnership among the Texas Association of REALTORS® and local REALTOR® associations throughout the state. Analysis is provided through a research agreement with the Real Estate Center at Texas A&M University.

Texas Quarterly Housing Report

Abilene MSA
Second quarter 2024



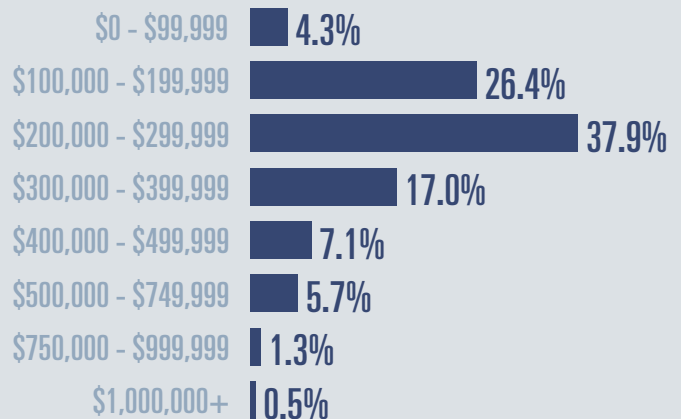
Median price

\$249,900

Up **11.1%**

Compared to same quarter last year

Price Distribution



Active listings

Up **31.5%**

827 in 2024 Q2



Closed sales

Down **3.6%**

642 in 2024 Q2



Days on market

Days on market 53

Days to close 36

Total 89

9 days more than 2023 Q2



Months of inventory

4.6

Compared to 3.1 in 2023 Q2

About the data used in this report

Data used in this report come from the Texas REALTOR® Data Relevance Project, a partnership among the Texas Association of REALTORS® and local REALTOR® associations throughout the state. Analysis is provided through a research agreement with the Real Estate Center at Texas A&M University.

Texas Quarterly Housing Report

Amarillo MSA
Second quarter 2024




Median price

\$255,000

Up **4.1%**

Compared to same quarter last year

Price Distribution



Active listings

Up **37.5%**

971 in 2024 Q2



Closed sales

Up **2.7%**

867 in 2024 Q2



Days on market

Days on market 42

Days to close 32

Total 74

8 days more than 2023 Q2



Months of inventory

4.0

Compared to 2.7 in 2023 Q2

About the data used in this report

Data used in this report come from the Texas REALTOR® Data Relevance Project, a partnership among the Texas Association of REALTORS® and local REALTOR® associations throughout the state. Analysis is provided through a research agreement with the Real Estate Center at Texas A&M University.

Texas Quarterly Housing Report

Austin-Round Rock-San Marcos MSA
Second quarter 2024



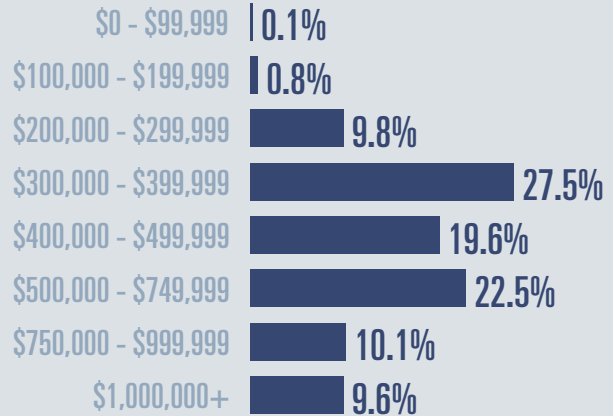
Median price

\$455,000

Down **3.2%**

Compared to same quarter last year

Price Distribution



Active listings

Up **29.5%**

12,300 in 2024 Q2



Closed sales

Down **2.7%**

8,889 in 2024 Q2



Days on market

Days on market 58

Days to close 35

Total 93

11 days less than 2023 Q2



Months of inventory

4.8

Compared to 3.7 in 2023 Q2

About the data used in this report

Data used in this report come from the Texas REALTOR® Data Relevance Project, a partnership among the Texas Association of REALTORS® and local REALTOR® associations throughout the state. Analysis is provided through a research agreement with the Real Estate Center at Texas A&M University.

Texas Quarterly Housing Report

Beaumont-Port Arthur MSA
Second quarter 2024



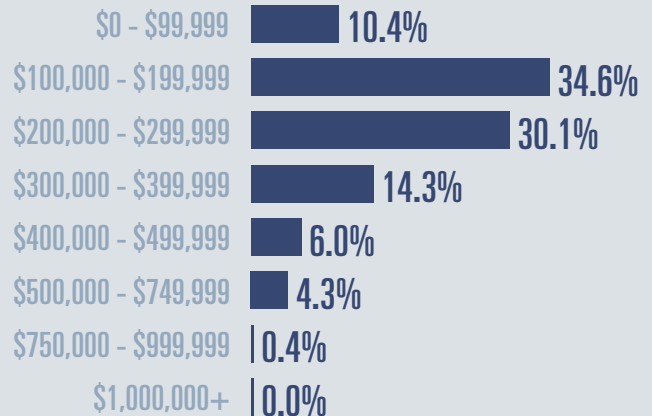
Median price

\$215,000

Up **2.4%**

Compared to same quarter last year

Price Distribution



Active listings

Up **18.7%**

1,474 in 2024 Q2



Closed sales

Down **9.3%**

984 in 2024 Q2



Days on market

Days on market 60

Days to close 34

Total 94

7 days more than 2023 Q2



Months of inventory

5.2

Compared to 4.0 in 2023 Q2

About the data used in this report

Data used in this report come from the Texas REALTOR® Data Relevance Project, a partnership among the Texas Association of REALTORS® and local REALTOR® associations throughout the state. Analysis is provided through a research agreement with the Real Estate Center at Texas A&M University.

Texas Quarterly Housing Report

Brownsville-Harlingen MSA
Second quarter 2024



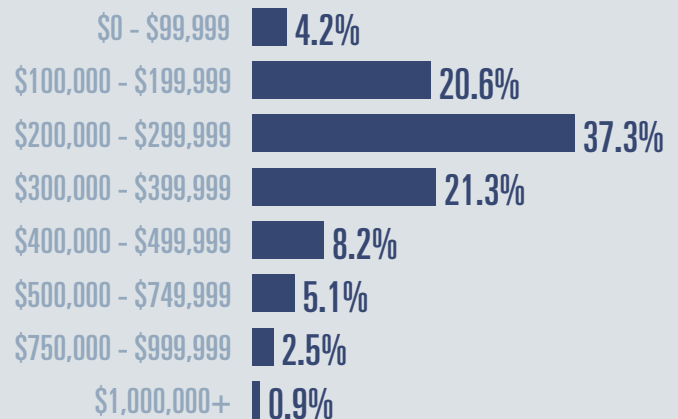
Median price

\$267,000

Up **0.8%**

Compared to same quarter last year

Price Distribution



Active listings

Up **68.3%**

1,481 in 2024 Q2



Closed sales

Down **1.6%**

699 in 2024 Q2



Days on market

Days on market 88

Days to close 25

Total 113

12 days more than 2023 Q2



Months of inventory

7.2

Compared to 4.3 in 2023 Q2

About the data used in this report

Data used in this report come from the Texas REALTOR® Data Relevance Project, a partnership among the Texas Association of REALTORS® and local REALTOR® associations throughout the state. Analysis is provided through a research agreement with the Real Estate Center at Texas A&M University.

Texas Quarterly Housing Report

College Station-Bryan MSA
Second quarter 2024



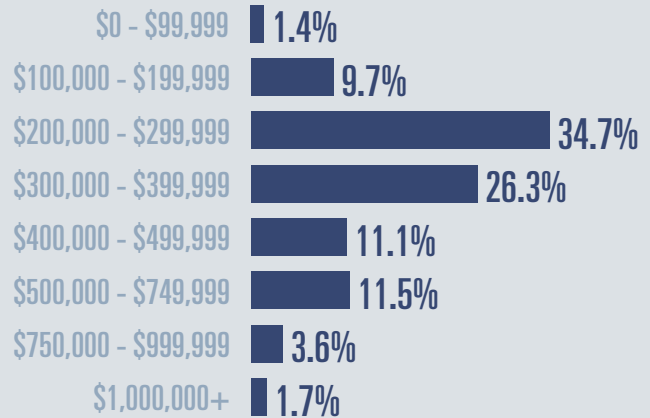
Median price

\$309,950

Up **0.2%**

Compared to same quarter last year

Price Distribution



Active listings

Up **53.2%**

1,143 in 2024 Q2



Closed sales

Down **0.4%**

1,001 in 2024 Q2



Days on market

Days on market 59

Days to close 36

Total 95

6 days more than 2023 Q2



Months of inventory

4.4

Compared to 2.6 in 2023 Q2

About the data used in this report

Data used in this report come from the Texas REALTOR® Data Relevance Project, a partnership among the Texas Association of REALTORS® and local REALTOR® associations throughout the state. Analysis is provided through a research agreement with the Real Estate Center at Texas A&M University.

Texas Quarterly Housing Report

Corpus Christi MSA
Second quarter 2024



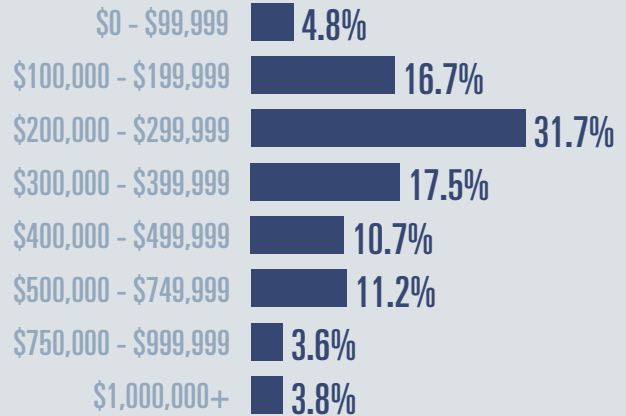
Median price

\$285,000

Down **1.7%**

Compared to same quarter last year

Price Distribution



Active listings

Up **44.3%**

2,982 in 2024 Q2



Closed sales

Down **4.9%**

1,447 in 2024 Q2



Days on market

Days on market 70

Days to close 32

Total 102

6 days more than 2023 Q2



Months of inventory

7.1

Compared to 4.3 in 2023 Q2

About the data used in this report

Data used in this report come from the Texas REALTOR® Data Relevance Project, a partnership among the Texas Association of REALTORS® and local REALTOR® associations throughout the state. Analysis is provided through a research agreement with the Real Estate Center at Texas A&M University.

Texas Quarterly Housing Report

Dallas-Fort Worth-Arlington MSA
Second quarter 2024



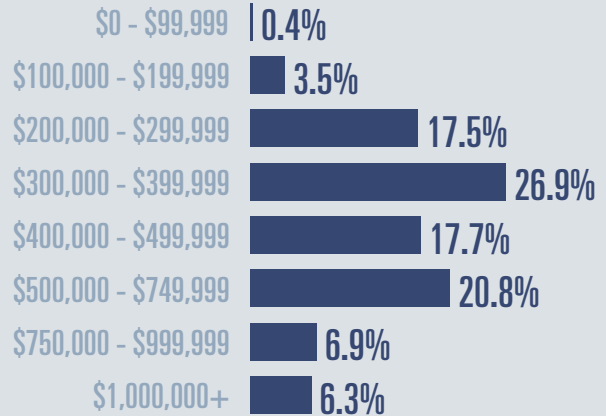
Median price

\$406,000

Up **0.3%**

Compared to same quarter last year

Price Distribution



Active listings

Up **44.7%**

27,901 in 2024 Q2



Closed sales

Down **1.7%**

26,260 in 2024 Q2



Days on market

Days on market 45

Days to close 32

Total 77

1 day less than 2023 Q2



Months of inventory

3.8

Compared to 2.5 in 2023 Q2

About the data used in this report

Data used in this report come from the Texas REALTOR® Data Relevance Project, a partnership among the Texas Association of REALTORS® and local REALTOR® associations throughout the state. Analysis is provided through a research agreement with the Real Estate Center at Texas A&M University.

Texas Quarterly Housing Report

Eagle Pass MSA
Second quarter 2024




Median price

\$237,450

Up **1%**

Compared to same quarter last year

Price Distribution



Active listings

Up **18.3%**

155 in 2024 Q2



Closed sales

Down **9.4%**

77 in 2024 Q2



Days on market

Days on market 102

Days to close 28

Total 130

35 days less than 2023 Q2



Months of inventory

6.9

Compared to 5.5 in 2023 Q2

About the data used in this report

Data used in this report come from the Texas REALTOR® Data Relevance Project, a partnership among the Texas Association of REALTORS® and local REALTOR® associations throughout the state. Analysis is provided through a research agreement with the Real Estate Center at Texas A&M University.

Texas Quarterly Housing Report

El Paso MSA
Second quarter 2024



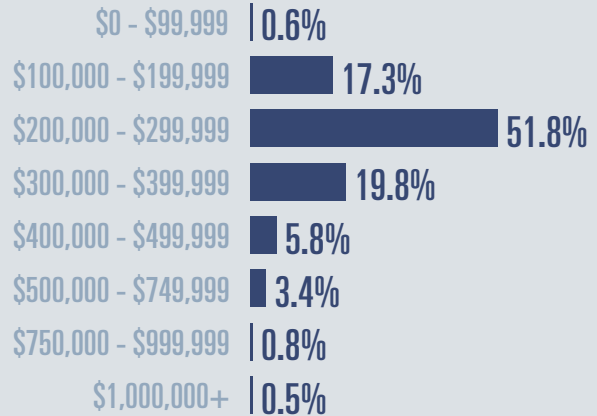
Median price

\$263,738

Up **3.3%**

Compared to same quarter last year

Price Distribution



Active listings

Up **33.8%**

2,457 in 2024 Q2



Closed sales

Up **2.9%**

2,289 in 2024 Q2



Days on market

Days on market 60

Days to close 44

Total 104

7 days more than 2023 Q2



Months of inventory

3.6

Compared to 2.6 in 2023 Q2

About the data used in this report

Data used in this report come from the Texas REALTOR® Data Relevance Project, a partnership among the Texas Association of REALTORS® and local REALTOR® associations throughout the state. Analysis is provided through a research agreement with the Real Estate Center at Texas A&M University.

Texas Quarterly Housing Report

Houston-Pasadena-The Woodlands MSA
Second quarter 2024



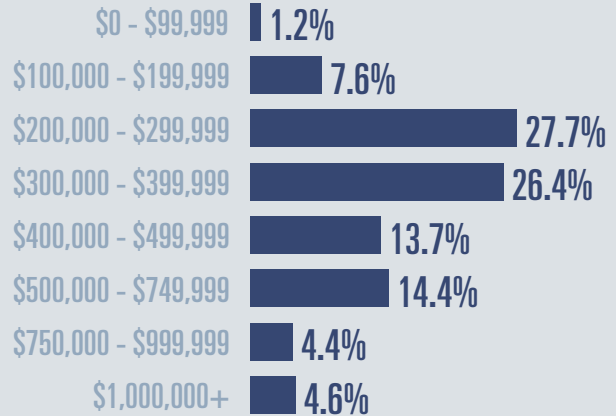
Median price

\$343,863

Up **2%**

Compared to same quarter last year

Price Distribution



Active listings

Up **42.5%**

30,122 in 2024 Q2



Closed sales

Down **3%**

24,520 in 2024 Q2



Days on market

Days on market 46

Days to close 34

Total 80

3 days less than 2023 Q2



Months of inventory

4.2

Compared to 2.9 in 2023 Q2

About the data used in this report

Data used in this report come from the Texas REALTOR® Data Relevance Project, a partnership among the Texas Association of REALTORS® and local REALTOR® associations throughout the state. Analysis is provided through a research agreement with the Real Estate Center at Texas A&M University.



TEXAS A&M UNIVERSITY
Texas Real Estate Research Center



© 2024 Houston Realtors Information Service, Inc. - Certain information contained herein is derived from information which is the licensed property of, and copyrighted by, Houston Realtors Information Service, Inc.

Texas Quarterly Housing Report

Killeen-Temple MSA
Second quarter 2024




Median price

\$275,000

Flat **0%**

Compared to same quarter last year

Price Distribution



Active listings

Up **57.1%**

2,421 in 2024 Q2



Closed sales

Down **13%**

1,691 in 2024 Q2



Days on market

Days on market 75

Days to close 30

Total 105

19 days more than 2023 Q2



Months of inventory

4.9

Compared to 2.6 in 2023 Q2

About the data used in this report

Data used in this report come from the Texas REALTOR® Data Relevance Project, a partnership among the Texas Association of REALTORS® and local REALTOR® associations throughout the state. Analysis is provided through a research agreement with the Real Estate Center at Texas A&M University.

Texas Quarterly Housing Report

Laredo MSA
Second quarter 2024



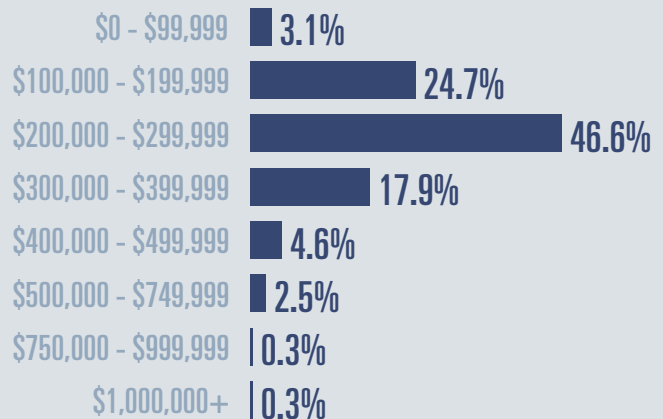
Median price

\$235,000

Up **2%**

Compared to same quarter last year

Price Distribution



Active listings

Up **32.2%**

464 in 2024 Q2



Closed sales

Up **3.8%**

328 in 2024 Q2



Days on market

Days on market 47

Days to close 41

Total 88

2 days less than 2023 Q2



Months of inventory

4.9

Compared to 3.4 in 2023 Q2

About the data used in this report

Data used in this report come from the Texas REALTOR® Data Relevance Project, a partnership among the Texas Association of REALTORS® and local REALTOR® associations throughout the state. Analysis is provided through a research agreement with the Real Estate Center at Texas A&M University.

Texas Quarterly Housing Report

Longview MSA
Second quarter 2024



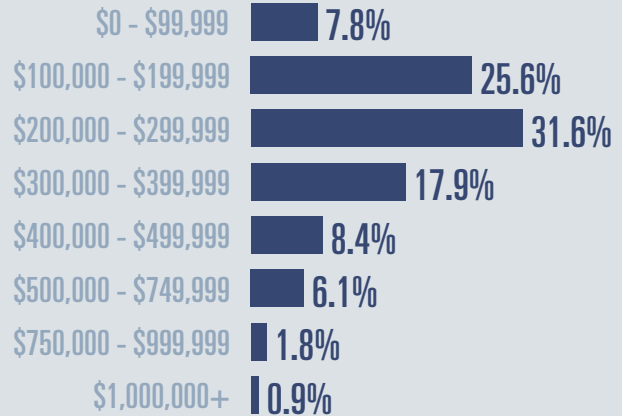
Median price

\$249,940

Up **0.7%**

Compared to same quarter last year

Price Distribution



Active listings

Up **54%**

1,141 in 2024 Q2



Closed sales

Up **1.8%**

695 in 2024 Q2



Days on market

Days on market 58

Days to close 38

Total 96

14 days more than 2023 Q2



Months of inventory

5.6

Compared to 3.3 in 2023 Q2

About the data used in this report

Data used in this report come from the Texas REALTOR® Data Relevance Project, a partnership among the Texas Association of REALTORS® and local REALTOR® associations throughout the state. Analysis is provided through a research agreement with the Real Estate Center at Texas A&M University.

Texas Quarterly Housing Report

Lubbock MSA
Second quarter 2024



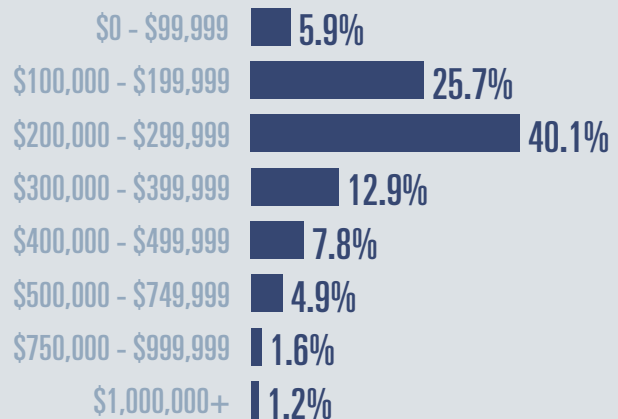
Median price

\$235,000

Down **4.1%**

Compared to same quarter last year

Price Distribution



Active listings

Up **40.8%**

1,694 in 2024 Q2



Closed sales

Up **6%**

1,558 in 2024 Q2



Days on market

Days on market 41

Days to close 32

Total 73

3 days more than 2023 Q2



Months of inventory

4.1

Compared to 3.0 in 2023 Q2

About the data used in this report

Data used in this report come from the Texas REALTOR® Data Relevance Project, a partnership among the Texas Association of REALTORS® and local REALTOR® associations throughout the state. Analysis is provided through a research agreement with the Real Estate Center at Texas A&M University.

Texas Quarterly Housing Report

McAllen-Edinburg-Mission MSA
Second quarter 2024



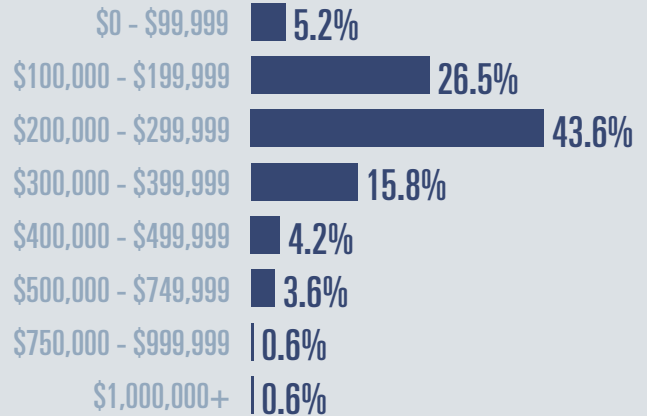
Median price

\$240,000

Up **0.4%**

Compared to same quarter last year

Price Distribution



Active listings

Up **55.5%**

2,261 in 2024 Q2



Closed sales

Up **4.7%**

1,107 in 2024 Q2



Days on market

Days on market 74

Days to close 27

Total 101

5 days more than 2023 Q2



Months of inventory

6.8

Compared to 4.5 in 2023 Q2

About the data used in this report

Data used in this report come from the Texas REALTOR® Data Relevance Project, a partnership among the Texas Association of REALTORS® and local REALTOR® associations throughout the state. Analysis is provided through a research agreement with the Real Estate Center at Texas A&M University.

Texas Quarterly Housing Report

Midland MSA
Second quarter 2024




Median price

\$355,000

Up **6%**

Compared to same quarter last year

Price Distribution



Active listings

Up **32.2%**

653 in 2024 Q2



Closed sales

Down **9.7%**

659 in 2024 Q2



Days on market

Days on market 41

Days to close 34

Total 75

Unchanged from 2023 Q2



Months of inventory

3.2

Compared to 2.2 in 2023 Q2

About the data used in this report

Data used in this report come from the Texas REALTOR® Data Relevance Project, a partnership among the Texas Association of REALTORS® and local REALTOR® associations throughout the state. Analysis is provided through a research agreement with the Real Estate Center at Texas A&M University.

Texas Quarterly Housing Report

Odessa MSA
Second quarter 2024



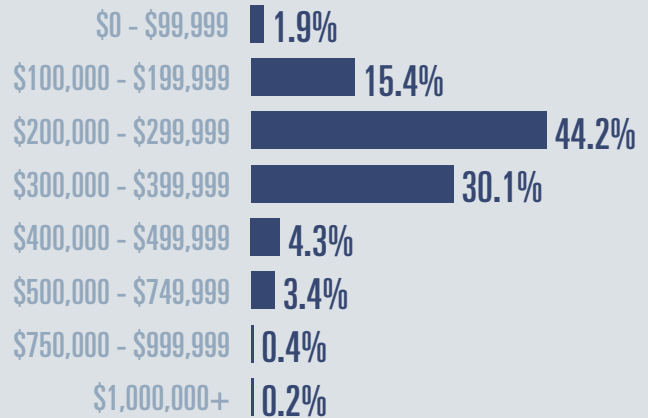
Median price

\$279,288

Up **11.7%**

Compared to same quarter last year

Price Distribution



Active listings

Down **14.8%**

310 in 2024 Q2



Closed sales

Up **0.6%**

486 in 2024 Q2



Days on market

Days on market 38

Days to close 40

Total 78

10 days less than 2023 Q2



Months of inventory

2.1

Compared to 2.3 in 2023 Q2

About the data used in this report

Data used in this report come from the Texas REALTOR® Data Relevance Project, a partnership among the Texas Association of REALTORS® and local REALTOR® associations throughout the state. Analysis is provided through a research agreement with the Real Estate Center at Texas A&M University.

Texas Quarterly Housing Report

San Angelo MSA
Second quarter 2024



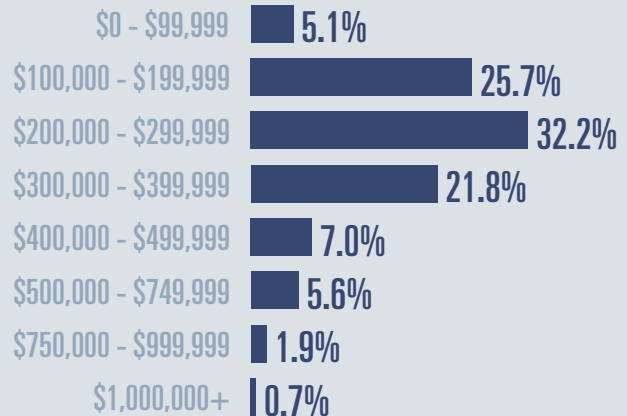
Median price

\$260,200

Up **8.4%**

Compared to same quarter last year

Price Distribution



Active listings

Up **47.2%**

480 in 2024 Q2



Closed sales

Down **1.9%**

424 in 2024 Q2



Days on market

Days on market 47

Days to close 33

Total 80

1 day more than 2023 Q2



Months of inventory

4.0

Compared to 2.4 in 2023 Q2

About the data used in this report

Data used in this report come from the Texas REALTOR® Data Relevance Project, a partnership among the Texas Association of REALTORS® and local REALTOR® associations throughout the state. Analysis is provided through a research agreement with the Real Estate Center at Texas A&M University.

Texas Quarterly Housing Report

San Antonio-New Braunfels MSA
Second quarter 2024



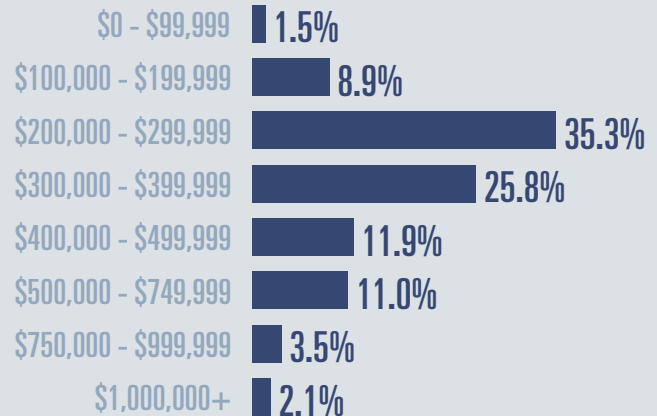
Median price

\$311,000

Down **1.3%**

Compared to same quarter last year

Price Distribution



Active listings

Up **43.4%**

14,469 in 2024 Q2



Closed sales

Down **5.6%**

9,622 in 2024 Q2



Days on market

Days on market 71

Days to close 35

Total 106

1 day more than 2023 Q2



Months of inventory

5.2

Compared to 3.5 in 2023 Q2

About the data used in this report

Data used in this report come from the Texas REALTOR® Data Relevance Project, a partnership among the Texas Association of REALTORS® and local REALTOR® associations throughout the state. Analysis is provided through a research agreement with the Real Estate Center at Texas A&M University.

Texas Quarterly Housing Report

Sherman-Denison MSA
Second quarter 2024



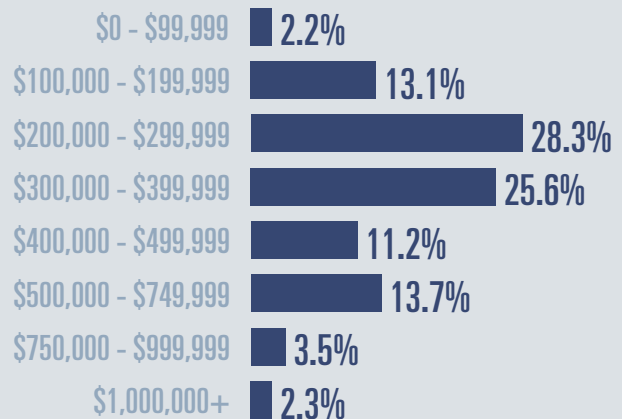
Median price

\$324,000

Up **2.9%**

Compared to same quarter last year

Price Distribution



Active listings

Up **57.4%**

1,155 in 2024 Q2



Closed sales

Up **1.6%**

694 in 2024 Q2



Days on market

Days on market 67

Days to close 34

Total 101

2 days more than 2023 Q2



Months of inventory

6.0

Compared to 3.5 in 2023 Q2

About the data used in this report

Data used in this report come from the Texas REALTOR® Data Relevance Project, a partnership among the Texas Association of REALTORS® and local REALTOR® associations throughout the state. Analysis is provided through a research agreement with the Real Estate Center at Texas A&M University.

Texas Quarterly Housing Report

Texarkana MSA
Second quarter 2024




Median price

\$195,000

Down **2.5%**

Compared to same quarter last year

Price Distribution



Active listings

Up **131.2%**

430 in 2024 Q2



Closed sales

Up **10.5%**

231 in 2024 Q2



Days on market

Days on market 69

Days to close 34

Total 103

3 days more than 2023 Q2



Months of inventory

6.4

Compared to 2.8 in 2023 Q2

About the data used in this report

Data used in this report come from the Texas REALTOR® Data Relevance Project, a partnership among the Texas Association of REALTORS® and local REALTOR® associations throughout the state. Analysis is provided through a research agreement with the Real Estate Center at Texas A&M University.

Texas Quarterly Housing Report

Tyler MSA
Second quarter 2024



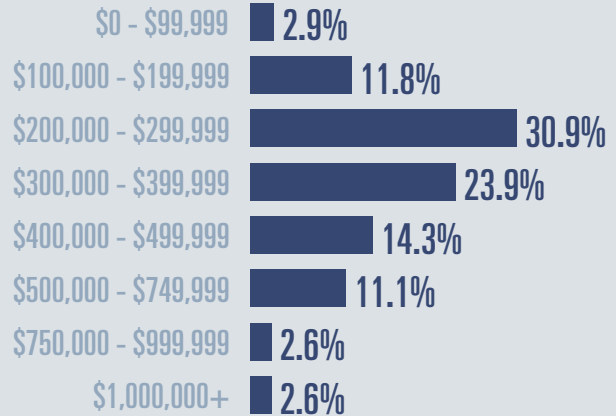
Median price

\$321,000

Up **0%**

Compared to same quarter last year

Price Distribution



Active listings

Up **47.5%**

1,133 in 2024 Q2



Closed sales

Down **6.6%**

766 in 2024 Q2



Days on market

Days on market 54

Days to close 35

Total 89

16 days more than 2023 Q2



Months of inventory

5.2

Compared to 3.2 in 2023 Q2

About the data used in this report

Data used in this report come from the Texas REALTOR® Data Relevance Project, a partnership among the Texas Association of REALTORS® and local REALTOR® associations throughout the state. Analysis is provided through a research agreement with the Real Estate Center at Texas A&M University.

Texas Quarterly Housing Report

Victoria MSA
Second quarter 2024



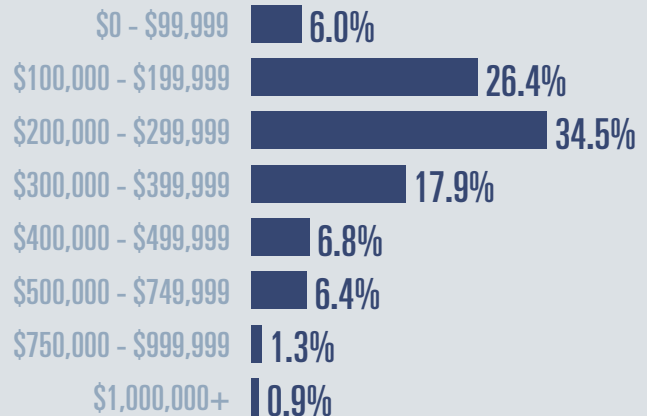
Median price

\$239,000

Up **4.2%**

Compared to same quarter last year

Price Distribution



Active listings

Up **46.1%**

282 in 2024 Q2



Closed sales

Down **15.7%**

236 in 2024 Q2



Days on market

Days on market 74

Days to close 23

Total 97

7 days more than 2023 Q2



Months of inventory

4.4

Compared to 2.6 in 2023 Q2

About the data used in this report

Data used in this report come from the Texas REALTOR® Data Relevance Project, a partnership among the Texas Association of REALTORS® and local REALTOR® associations throughout the state. Analysis is provided through a research agreement with the Real Estate Center at Texas A&M University.

Texas Quarterly Housing Report

Waco MSA
Second quarter 2024



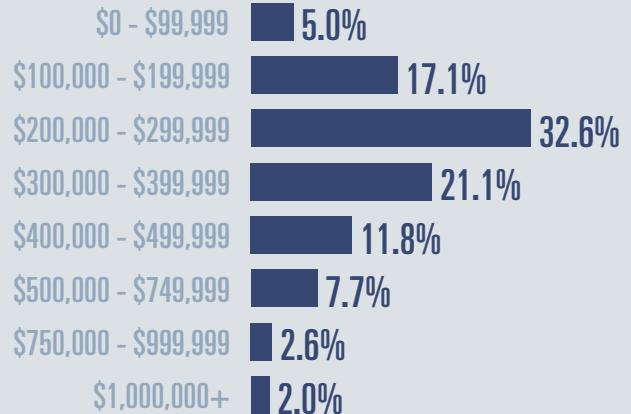
Median price

\$286,250

Up **0.9%**

Compared to same quarter last year

Price Distribution



Active listings

Up **27.3%**

1,194 in 2024 Q2



Closed sales

Down **1.3%**

884 in 2024 Q2



Days on market

Days on market 65

Days to close 35

Total 100

15 days more than 2023 Q2



Months of inventory

4.9

Compared to 3.5 in 2023 Q2

About the data used in this report

Data used in this report come from the Texas REALTOR® Data Relevance Project, a partnership among the Texas Association of REALTORS® and local REALTOR® associations throughout the state. Analysis is provided through a research agreement with the Real Estate Center at Texas A&M University.

Texas Quarterly Housing Report

Wichita Falls MSA
Second quarter 2024



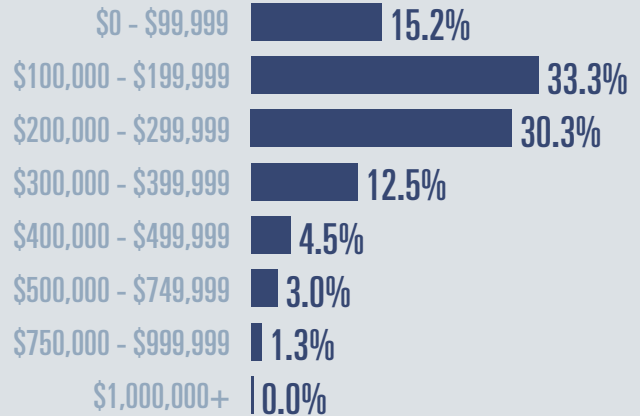
Median price

\$205,000

Up **3.5%**

Compared to same quarter last year

Price Distribution



Active listings

Up **53.5%**

594 in 2024 Q2



Closed sales

Down **20.4%**

472 in 2024 Q2



Days on market

Days on market 39

Days to close 32

Total 71

10 days more than 2023 Q2



Months of inventory

4.1

Compared to 2.3 in 2023 Q2

About the data used in this report

Data used in this report come from the Texas REALTOR® Data Relevance Project, a partnership among the Texas Association of REALTORS® and local REALTOR® associations throughout the state. Analysis is provided through a research agreement with the Real Estate Center at Texas A&M University.